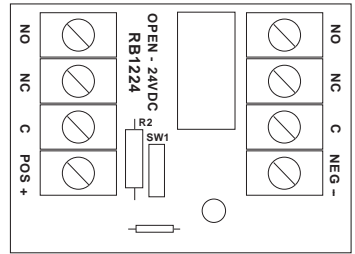


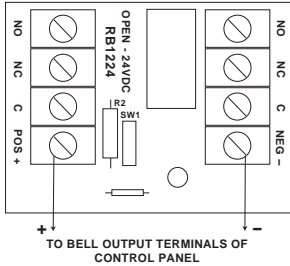
Specifications:

- Switch selectable 12VDC or 24VDC operation.
- Double form "C" contact rated 5 amp, 115VAC/28VDC contacts.
- Current Draw 50 mA.
- Snap track mountable (order part # ST1).

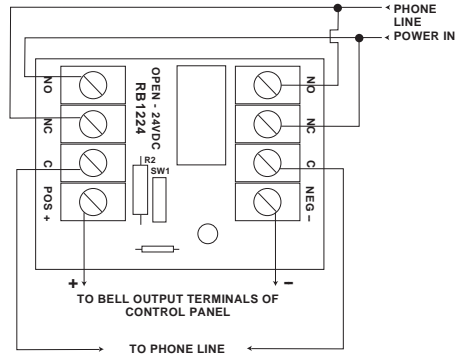
Board dimensions: 2.75"L x 2"W x 1"H



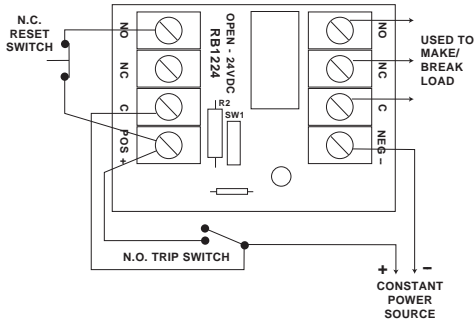
Dry Contacts



Polarity Reversal



Latching Dry Contacts



Line Seizure

